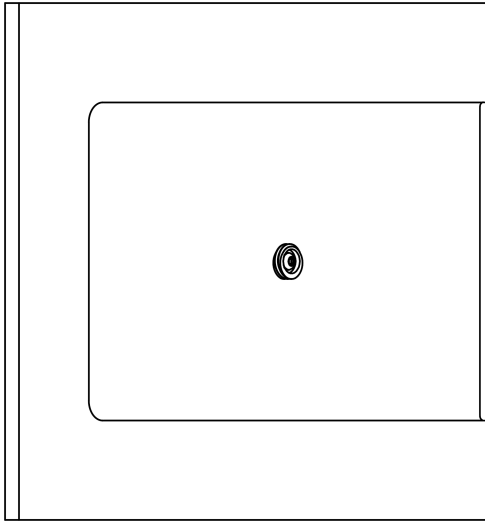


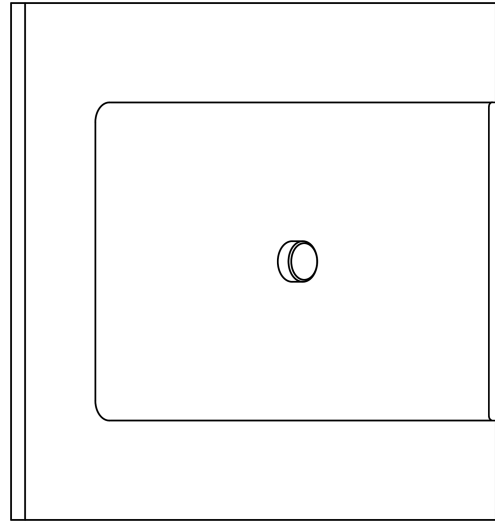
# MagPlate Installation Manual

## Step 1



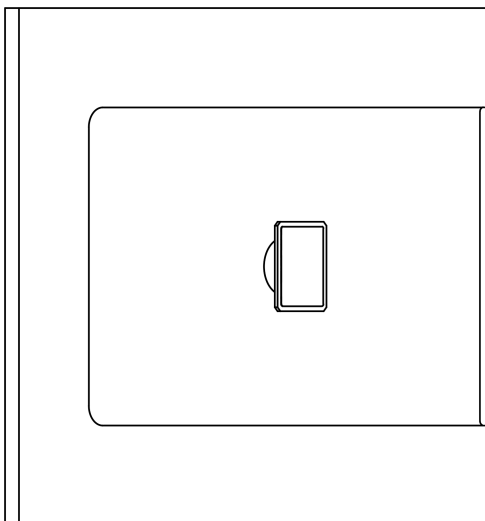
Attach the **Core** to your vehicle using the included screws. If the included screws do not fit your vehicle, you can use the original screws.

## Step 2




Attach the **Cap** with a magnet inside to your vehicle.

## Step 3



Attach the **Plate Attachment** to the **Cap**.

## Step 4



Expose the double sided tape, and push your license plate onto the **Plate Attachment**. Ensure it's straight.